



JALITE MARINE SAFETY PRODUCTS

Engineered for life safety!



Marine Equipment Directive

www.jalitemarine.com




Engineered for life safety!

Lifeboat & Assembly Station

Assembly / Embarkation Stations should be identified with the appropriate sign with an identification number or letter on the right side of the sign.



Lifeboat



Assembly Station





Engineered for life safety!

Life Saving Appliance

Evacuation




Lifeboat & Liferaft



Rescue Equipment



Pyrotechnics








Engineered for life safety!

Life Saving Appliance

Lifejackets



Lifebuoys






Engineered for life safety!

Life Saving Appliance

Survival Instructions

 Fasten seatbelts	 Secure hatches	 Start air supply	 Lower liferaft	 Lower rescue boat
 Start engine	 Lower lifeboat	 Release gripes	 Release falls	 Start water spray
 Rescue boat launching ! Before drills consult company safety instructions before launching. Ensure a risk assessment has been carried out and all control measures are in place before launching.	 Liferaft launching ! Before drills consult company safety instructions before launching. Ensure a risk assessment has been carried out and all control measures are in place before launching.	 Lifeboat launching ! Before drills consult company safety instructions before launching. Ensure a risk assessment has been carried out and all control measures are in place before launching.	 Person Overboard Throw lifebuoy. 1 Keep person in sight. 1 Send for assistance. Telephone ext. _____ 1 State person overboard and give location.	







Engineered for life safety!

Life Saving Appliance

Escape Route



Escape route signs should be sited in conspicuous positions along the escape routes, priority given to the shortest possible route from any point. They are also required at every decision making point, indicating: Change of level, Change of direction, Identification of escape doors by siting signs above escape doors.

Jalite escape route signs conform to International Standards providing a standardised meaning of the direction of escape.



Engineered for life safety!

Photoluminescent Self Adhesive Tapes



**Escape Route
Illumination Tape**



Lifeboat Direction Tape



**Safety Way Guidance
Direction Tape**



**Assembly Station
Direction Tape**





Engineered for life safety!

Low Location Lighting System



Safety Way Guidance
Direction LLL



Lifeboat
Direction LLL



Assembly Station
Direction LLL





Engineered for life safety!

Fire Fighting Equipment

Fire Extinguishers Identification



Fire fighting Equipment Signs

